



# Schawing

## Saying the sounds clearly



s



a



t



p



i



n



m



d

# A grapheme

## The spelling we can see

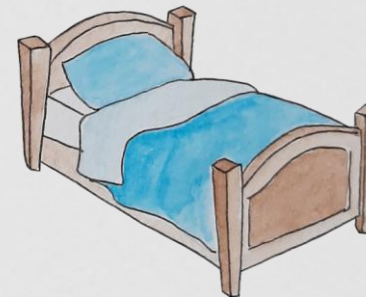


**SUPERSONIC**  
Phonic Friends




# The Basics 2

## Listen, Recognise, Build, Read, Write 3 sounds only

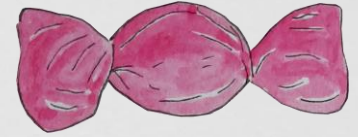


Week	Recognise Spellings for the Sounds
1	s a t p
2	i n m d
3	g o c k
4	ck e u r
5	h b f l
6	ll ff ss



# The Basics 3

## Listen, Recognise, Build, Read, Write 3 sounds only



Week	Spellings for the Sounds
1	j v w x
2	y z zz qu
3	ch sh th ng
4	ai ee igh oa
5	oo oo ar or
6	ur ow oi er
7	ure ear air





# The Basics 4

## Listen, Recognise, Build, Read, Write

### 4 and more sounds only

No new spellings to remember

Week	Listening to more than 3 sounds in a word
1	CVCC tent camp
2	CCVC stop flag
3	CVCC roast paint
4	CCVC float brain
5	CCVCC splash
6	CCCVCC sprint



# The Higher Levels of Phonics

## Listen, Recognise, Build, Read, Write

### Choose to use Suze 5c



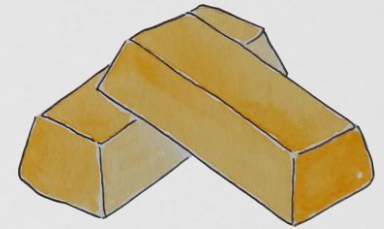
Week	Choose to Use Spellings
<b>Example</b>	ai and ay
<b>Example</b>	ee and ea
<b>Example</b>	ie and igh
<b>Example</b>	oa and oe
<b>Example</b>	oo and ue
<b>Example</b>	oi and oy
	and more....



# The Higher Levels of Phonics

## Listen, Recognise, Build, Read, Write

### Switch it Mitch



Week	Switch it Spell Sounds
<b>Example</b>	fog and gold
<b>Example</b>	pit and child
<b>Example</b>	tie and thief
<b>Example</b>	cow and snow
<b>Example</b>	goat and giant
<b>Example</b>	tea and bread
	<b>and more ....</b>



**Tricky Words**  
All Phases

**I to no go into**

**he**

**she**

**me**

**be**

**we**



# Nonsense Words

All Phases

**tish**

**shig**

**sheb**



**shab**



# Application






## Decodeable – matching my phonics

All phases



# Application Story Books

All phases



# Application Environmental Print and Popular Culture

All phases



NETFLIX



Beebies  
BBC











# Play


Application

All Phases



# Weekly Parent Newsletters & Home Resources

 <b>superSonic</b> Phonic friends Parent Weekly Newsletter Phase 3 			
Spellings already know	Tricky Words	Nonsense Words	
s a t p i m n d g o c k c k e u r h b f f l l s s j v w x y z z q u	I to no go the into  me she we be he	shep  chib	dith  hing
This week's spellings for the sounds			
<b>ch</b> 	<b>sh</b> 	<b>th</b> 	<b>ng</b> 
Build, Read & Write			
chop, chin, chug, check, such, chip,	ship, shop, shed, shell, fish, shock,	maths, moth, thin, thick, path, bath,	sing, song, king, hang, ring, wing,
Sound Buttons			
<b>chin</b>	<b>shop</b>	<b>path</b>	<b>song</b>
Spelling Frames			
ch i p	sh e d	b a th	k i ng
Next week's spellings for the sounds			
<b>rain</b> 	<b>bee</b> 	<b>boat</b> 	<b>moon</b> 



# What will we do?

- ✓ Teach your child phonics 4 x a week following specific consistent steps in teaching
- ✓ Monitor and assess your child to ensure they keep up with phonics
- ✓ Keep you informed
- ✓ Invite you to come and watch your child take part in phonics lessons
- ✓ Invite you to concept specific workshops as your child moves through the sets to support at that moment in time
- ✓ Send home weekly overviews so you know what your child is going to be learning
- ✓ Share ideas and send home games and resources for you to play at home
- ✓ Share apps/ websites with you to download

# What can you do?

- ✓ Come to progress meetings and know where your child is up to
- ✓ Come and watch your child take part in phonics lessons
- ✓ Come to and join in with concept specific workshops as your child moves through the sets to support at that moment in time
- ✓ Talk to your child about the new learning for the week – ask them to teach it to you – little and often
- ✓ Play games and resources with your child – little and often
- ✓ Download apps and log on to websites with your child

# SUPERSONIC

## Phonic Friends



**Based on Letters and Sounds**  
**DFE**